


FOLDING PANELS STABILIZING FEET



Display Master Australia Pty Ltd recommends to use our Stabilizing feet for extra stability when using our folding panels systems. The number of stabilizing feet required depends on the size of the folding panels system and the desired panel configuration.


1. Please make sure you use the correct number of stabilizing feet as recommended.
2. Please make sure you position the stabilizing feet in the correct position according to the diagrams

Stabilizing feet marked on the diagram as:



6FT FOLDING PANEL SYSTEM

When using the folding panel system in the following configuration, **4 x Stabilizing feet should be used** for extra stability:



When using the folding panel system in the following configuration, **2 x Stabilizing feet should be used** for extra stability:



When using the folding panel system in the following configuration, **2 x Stabilizing feet are optional (recommended)** for extra stability:




When using the folding panels system in the following configuration, no Stabilizing feet are required for extra stability:




8FT FOLDING PANELS SYSTEM

When using the folding panel system in the following configuration, **5 x Stabilizing feet should be used** for extra stability:



When using the folding panel system in the following configuration, **4 x Stabilizing feet should be used** for extra stability:



When using the folding panel system in the following configurations, **2 x Stabilizing feet should be used** for extra stability (**4 recommended**):



When using the folding panel system in the following configuration, no Stabilizing feet are required for extra stability:




10FT FOLDING PANELS DISPLAY

When using the folding panel system in the following configuration,
6 x Stabilizing feet should be used for extra stability:



When using the folding panel system in the following configurations,
6 x Stabilizing feet should be used for extra stability:



When using the folding panel system in the following configuration,
4 x Stabilizing feet should be used for extra stability:



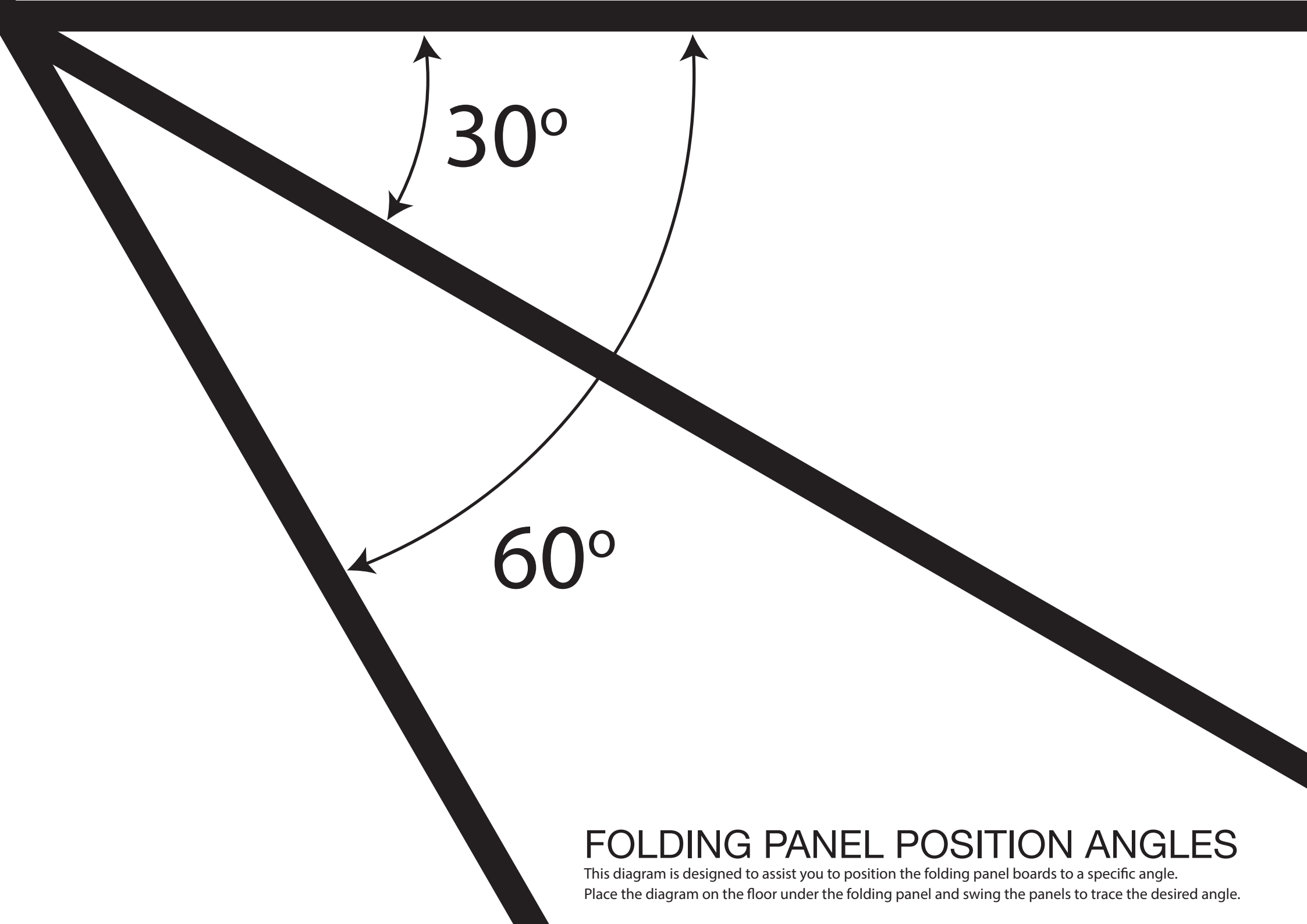
10FT FOLDING PANELS DISPLAY

When using the folding panel system in the following configuration, at least **2 x Stabilizing feet** should be used for extra stability:



When using the folding panel system in the following configurations, no Stabilizing feet are required for extra stability:





30°

60°

FOLDING PANEL POSITION ANGLES

This diagram is designed to assist you to position the folding panel boards to a specific angle.
Place the diagram on the floor under the folding panel and swing the panels to trace the desired angle.